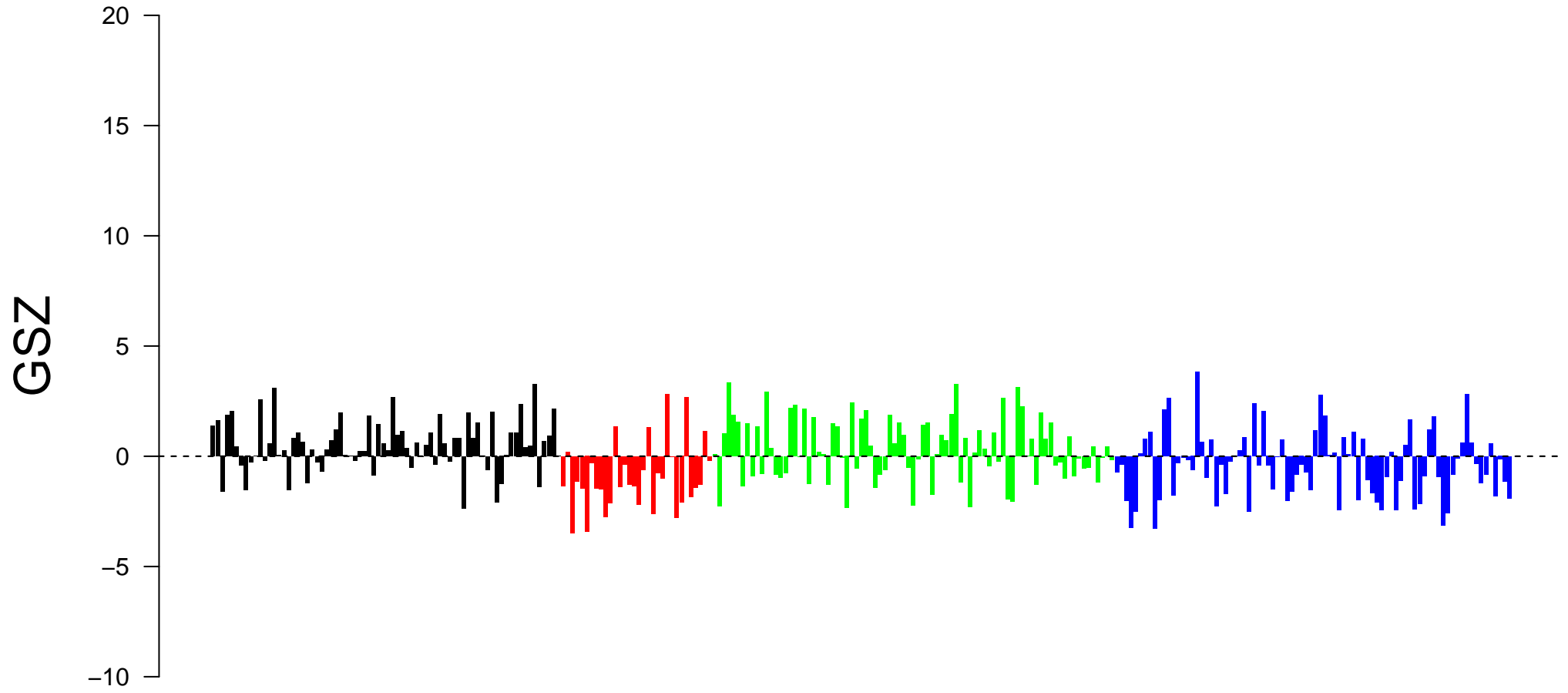
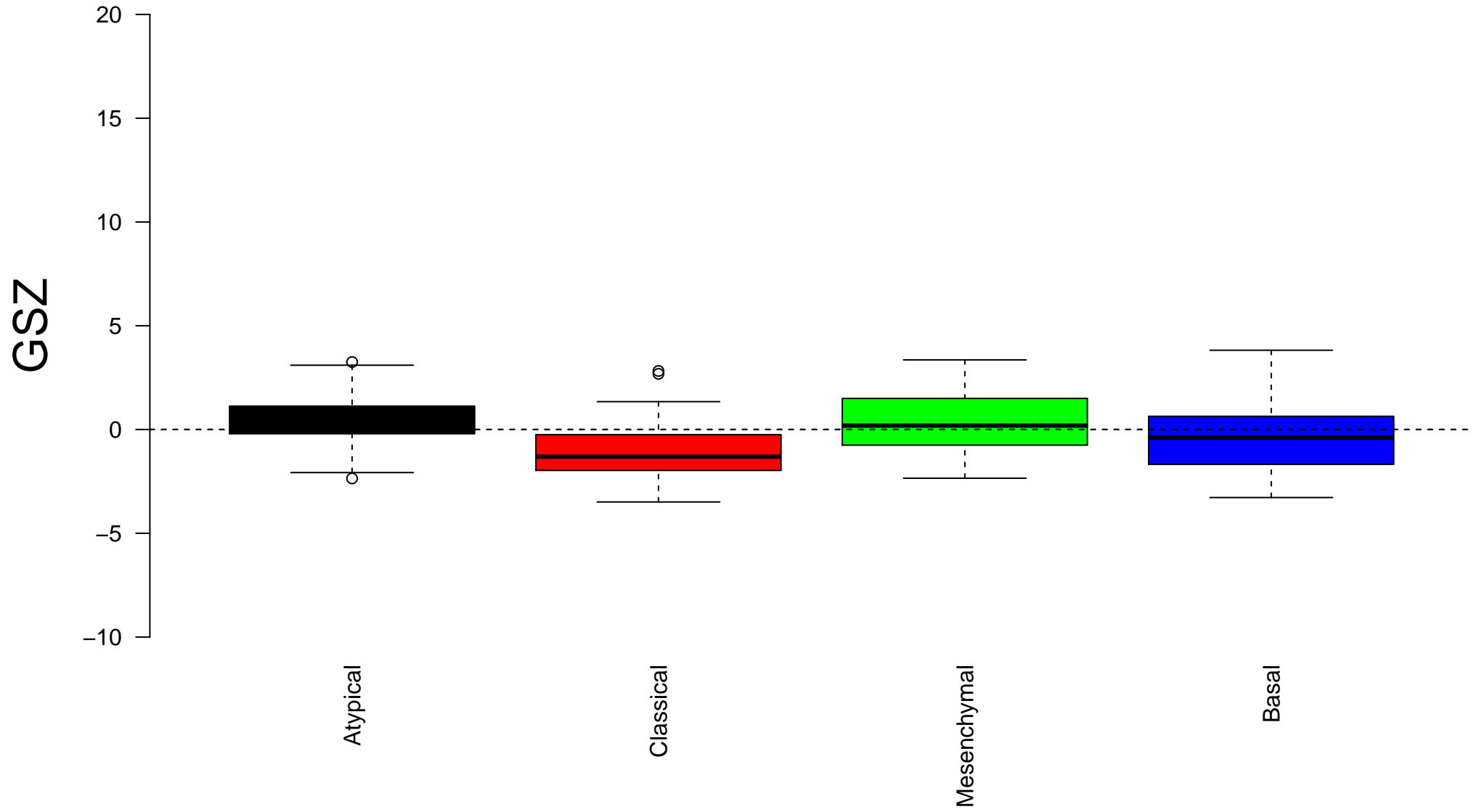


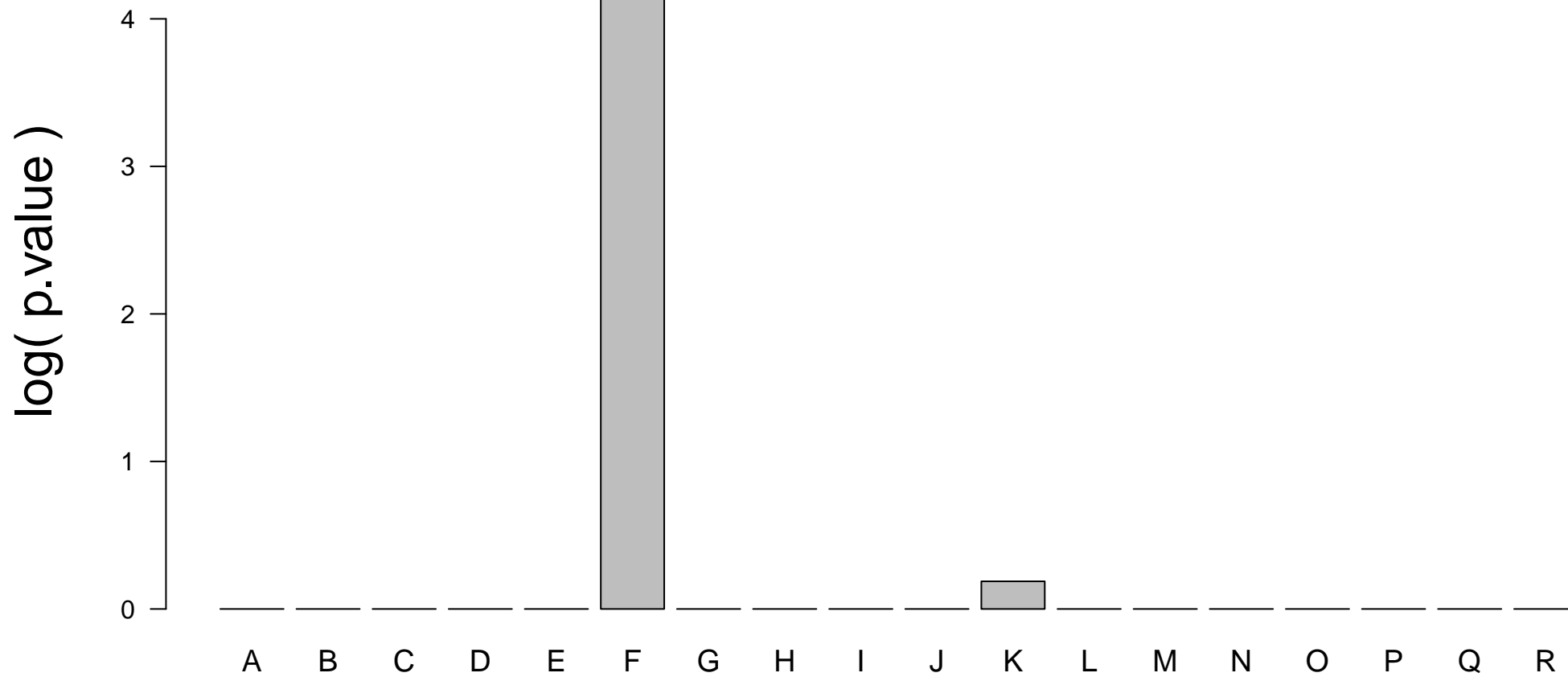
# NAD+ ADP-ribosyltransferase activity




# NAD<sup>+</sup> ADP-ribosyltransferase activity




# Enrichment in spots: NAD<sup>+</sup> ADP-ribosyltransferase activity




# Expression of NAD<sup>+</sup> ADP-ribosyltransferase activity in Spot A




# Expression of NAD<sup>+</sup> ADP-ribosyltransferase activity in Spot B




# Expression of NAD<sup>+</sup> ADP-ribosyltransferase activity in Spot C



# Expression of NAD<sup>+</sup> ADP-ribosyltransferase activity in Spot D



# Expression of NAD<sup>+</sup> ADP-ribosyltransferase activity in Spot E





# Expression of NAD<sup>+</sup> ADP-ribosyltransferase activity in Spot F

$\Delta e$

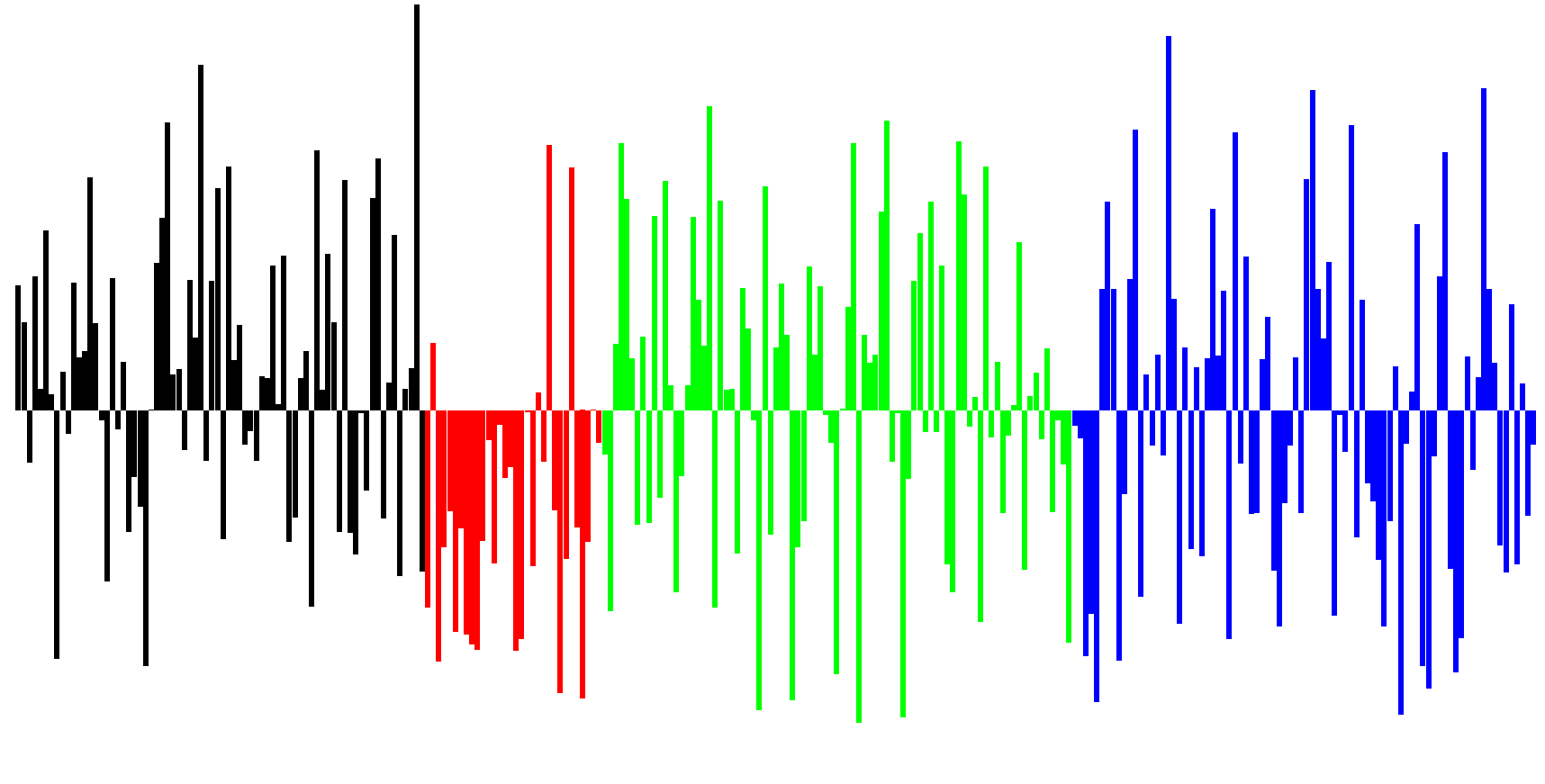
1.0

0.5


0.0

-0.5


-1.0




# Expression of NAD<sup>+</sup> ADP-ribosyltransferase activity in Spot G




# Expression of NAD<sup>+</sup> ADP-ribosyltransferase activity in Spot H



# Expression of NAD<sup>+</sup> ADP-ribosyltransferase activity in Spot I



# Expression of NAD<sup>+</sup> ADP-ribosyltransferase activity in Spot J



# Expression of NAD<sup>+</sup> ADP-ribosyltransferase activity in Spot K

$\Delta e$

1.0

0.5


0.0

-0.5


-1.0



# Expression of NAD<sup>+</sup> ADP-ribosyltransferase activity in Spot L




# Expression of NAD<sup>+</sup> ADP-ribosyltransferase activity in Spot M







# Expression of NAD<sup>+</sup> ADP-ribosyltransferase activity in Spot N




# Expression of NAD<sup>+</sup> ADP-ribosyltransferase activity in Spot O



# Expression of NAD<sup>+</sup> ADP-ribosyltransferase activity in Spot P



# Expression of NAD<sup>+</sup> ADP-ribosyltransferase activity in Spot Q



# Expression of NAD<sup>+</sup> ADP-ribosyltransferase activity in Spot R

